



Laundry Spotting & Machine or Barrel Soaking

Laundry Spotting



Utilize **Gd`Jh` Restorative Cleaner** for removal of oil based stains, carbon black, food, makeup and blood spots and stains among others.



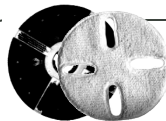
Prepare **Gd`Jh`** in a quart bottle and sprayer or pump up sprayer at 16 oz. per gallon[




Spray **Gd`Jh`** liberally on spots and stains and let the cleaner dwell for several minutes.



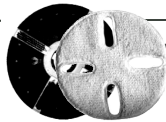
Rub material with a microfiber cleaning cloth or nylon brush (making sure you don't damage the fabric you are cleaning) until the soil is loosened



Repeat if necessary. Then rinse with cold water.



Note - Avoid using detergent based cleaners that could do more harm than good.



Rinse with cold water! Hot water could set the stain.



Machine or Barrel Soaking Process



Set your commercial laundry machine on the night soak cycle or fill a drum barrel with cold water to the level necessary to soak your stained laundry.



Put Split! Restorative Cleaner in the laundry machine or barrel at a dilution of 16 oz. per gallon



Let the laundry soak overnight. Run the laundry machine s rinse and extract cycle and then check for stains. Spot clean stains still present or resoak.



Barrel Soaking - pull the laundry out of the Barrel and check for stains. If satisfied, run the load through a machine. Spot stain with **Gd`Jh`** first if needed.