



Remove any furnishings from the area to be cleaned and pick up any large loose debris in the same cleaning area.



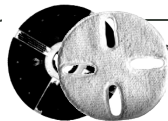
Thoroughly dry vacuum the area to be cleaned with a wide area vacuum, a walk behind battery powered sweeper with vacuum capabilities or a high CFM backpack vacuum.



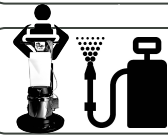
Dilute **Split! Restorative Cleaner** at 16 oz per gallon of cold water in a dual cylindrical brush (such as Tornado BR Vario) machine or a walk behind carpet extractor with a flexible poly-brush system.



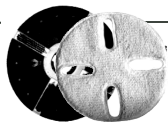
Clean about a 300 square foot area at a time going over the area with the vacuum OFF at first, with repeated scrubbing passes.



Next, turn on your vacuum (if using an extractor) and clean with vacuum on, doing a couple of more passes until you are satisfied with the visual look.



To pick up more left over solution, come back with a wet vacuum or vacuum enabled restroom cleaner, both needing carpet pickup wand attachments, and continue picking up any left over solution in the Astroturf.



Walk the 300 square foot area you have cleaned to determine if you have cleaned it to your satisfaction. Re-clean areas you might have missed.



Continue with the same procedures in the next 300 square foot area until you have completed the entire area you have cleaned that day.



Note* - If you know what full size area you plan to clean that day, when dry vacuuming, vacuum that entire planned area first. That way you do not accidentally run your dry vacuum over an area that you just got done wet cleaning.



Maintenance Cleaning - Use **Split! Non-Detergent Cleaner** diluted at 2-4 ounces per gallon of water.



Vacuum regularly with a wide area vacuum, a battery powered vacuum enabled sweeper, or a back pack vacuum. This daily procedure will help greatly with the continued high level of clean you have achieved for your Astroturf once it is restored.



With **Split! Non-Detergent**, use your dual cylindrical machine or carpet extractor as explained in the restorative procedures, but only one pass with vacuum OFF, the one pass with vacuum ON. Clean more thoroughly on areas that require it.

